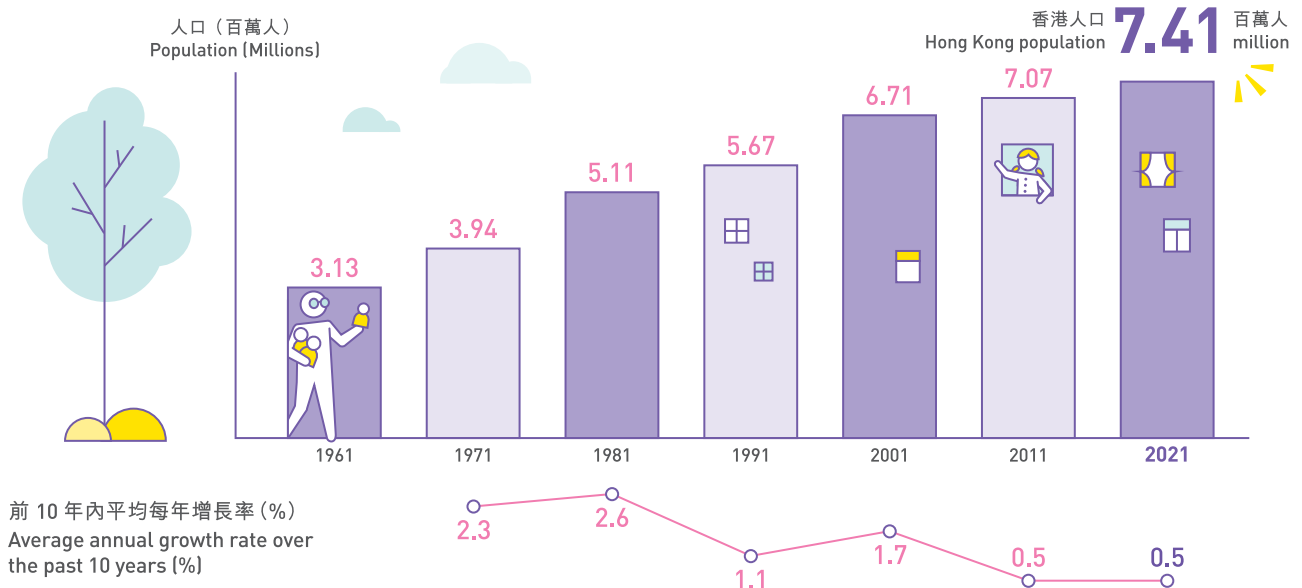


# 2021 年最新人口趨勢 Latest Demographic Trends

## 重點 Highlights



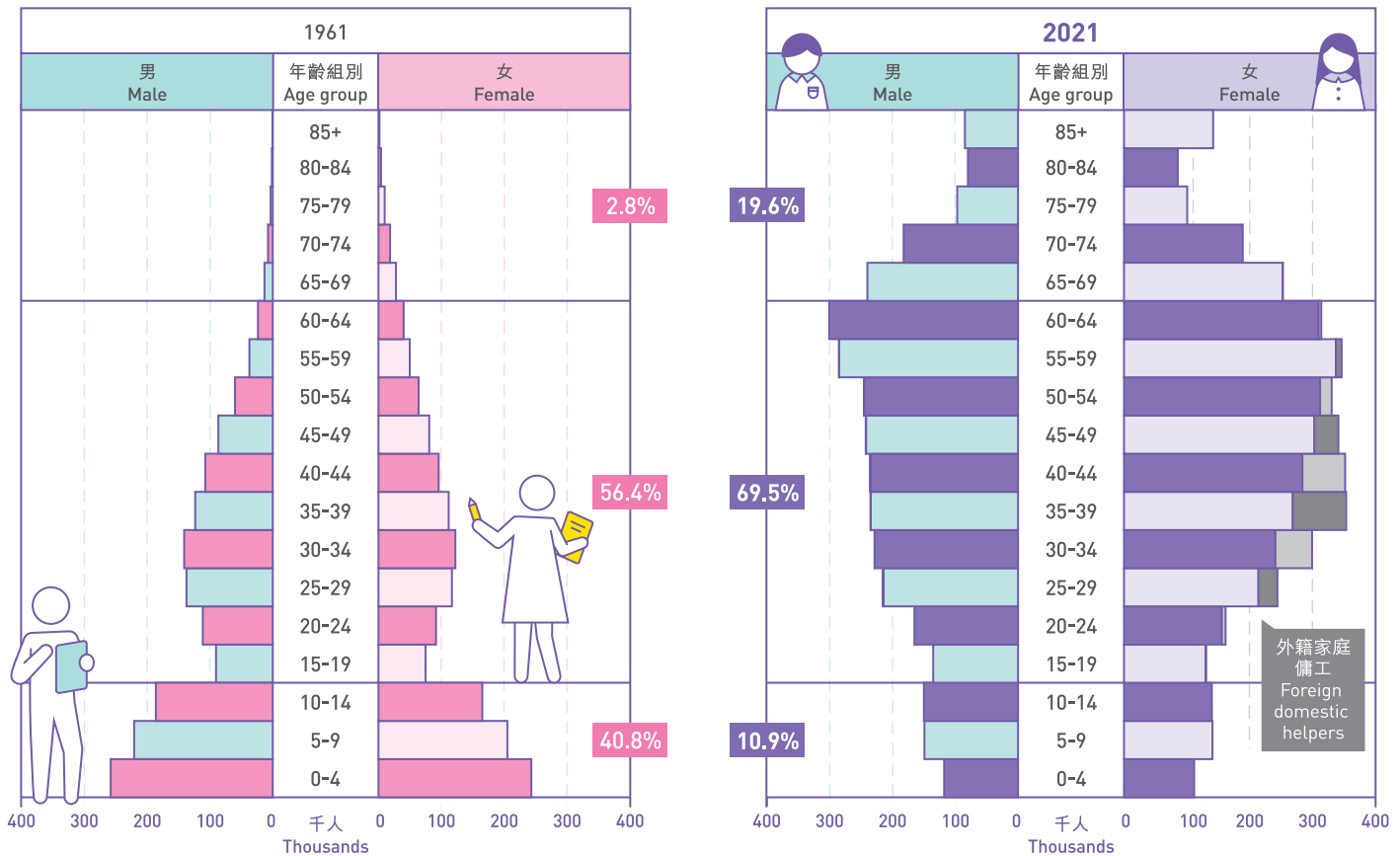
## 01 1961 年至 2021 年的人口及平均每年增長率 Population and average annual growth rate, 1961 - 2021



### 香港人口在過去 60 年間增加超過一倍 Hong Kong population more than doubled over past 60 years

- 1.1 2021 年人口普查結果顯示，2021 年年中的居港人口數目為 741 萬人，較 1961 年增加超過一倍。  
The result of the 2021 Population Census shows that the Hong Kong Resident Population in mid-2021 was 7.41 million, more than doubled that in 1961.
- 1.2 在 60 年代及 70 年代人口的增長較快，其後增長速度放緩，人口平均每年增長率從 1971 年至 1981 年的 2.6% 跌至 2011 年至 2021 年的 0.5%。  
The growth of the population was faster in the 1960s and 1970s. Population growth slowed down afterwards, with the average annual population growth rate dropping from 2.6% for 1971-1981 to 0.5% for 2011-2021.

## 02 1961 年及 2021 年的人口<sup>(1)</sup>金字塔 Population<sup>(1)</sup> pyramids, 1961 and 2021



註釋：(1) 政府統計處自 2000 年 8 月開始，採用了「居住人口」方法，來編製香港的人口估計。有關這個點算方法及在 2001 年以前進行的人口普查/中期人口統計所採用的點算方法，請參閱《2021 年人口普查主要結果》報告內第 1 章「統計範圍」。

Note: (1) Since August 2000, the "resident population" approach has been adopted to compile the population estimates of Hong Kong. For details about this enumeration approach and the enumeration approaches adopted in population censuses/by-censuses conducted prior to 2001, please refer to "Coverage" in Chapter 1 of the "2021 Population Census Main Results" report.

### 香港人口急速高齡化 Hong Kong population was ageing rapidly

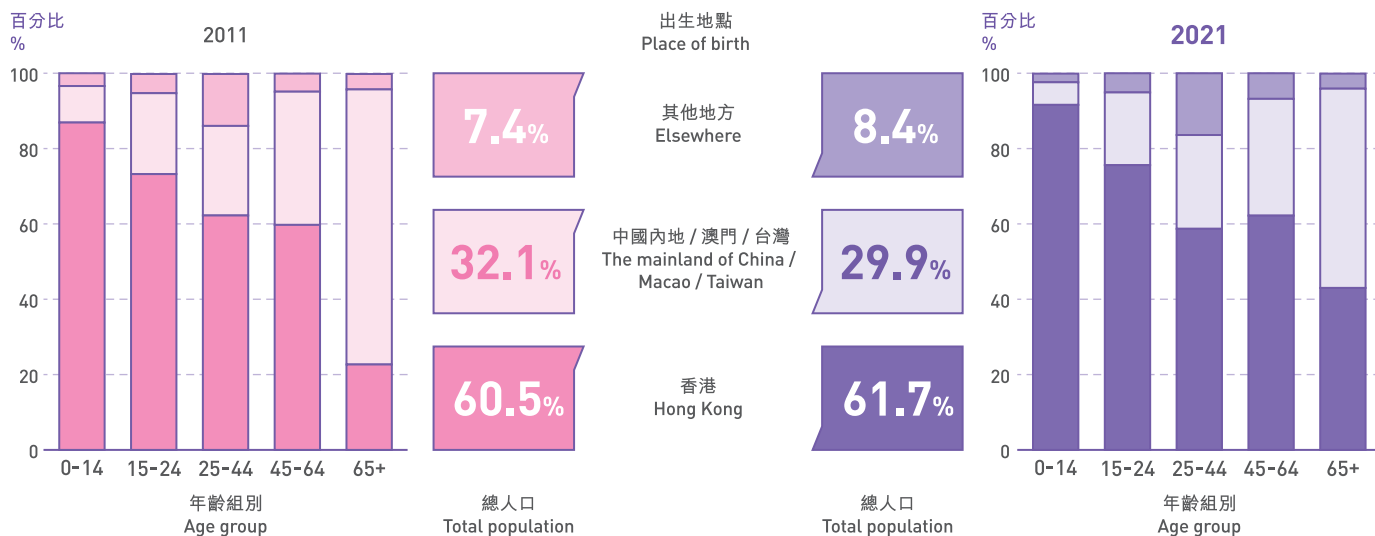
- 2.1 本港人口持續高齡化，步伐近年開始加快，主要原因是戰後嬰兒潮出生的人陸續踏入老年。65 歲及以上的人口佔整體人口的比例，由 2011 年的 13.3% 上升至 2021 年的 19.6%。這 10 年間的升幅與之前 30 年的升幅相近（由 1981 年的 6.6% 上升至 2011 年的 13.3%）。
- 2.2 另一方面，隨着生育率下降，15 歲以下兒童數目由 1961 年的 128 萬人降至 2021 年的 81 萬人，佔總人口的比例亦由 40.8% 大幅下降至 10.9%。
- 2.3 綜合年輕人口減少而老年人口增加的兩個效應，年齡中位數由 1961 年的 23.2 歲上升至 2021 年的 46.3 歲。人口老化的現象可以從 1961 年及 2021 年的人口金字塔清楚顯示出來。

The ageing trend in the population continued and the pace of ageing became faster in the recent years, mainly attributable to the post-war baby boomers entering old age. The proportion of elderly persons aged 65 and above in the total population rose from 13.3% in 2011 to 19.6% in 2021. The increase in this 10-year period was similar in magnitude to that in the preceding 30-year period (the proportion increased from 6.6% in 1981 to 13.3% in 2011).

On the other hand, as a result of fertility decline, the number of children aged under 15 decreased from 1.28 million in 1961 to 0.81 million in 2021. Their proportion in the total population dropped significantly from 40.8% to 10.9%.

The combined effects of the decreased number of young persons and the increased number of elderly persons resulted in the increase of the median age of the population. The median age of the population increased from 23.2 in 1961 to reach 46.3 in 2021. The population ageing phenomenon is clearly seen in the 1961 and 2021 population pyramids.

### 03 2011 年及 2021 年按出生地點及年齡組別劃分的人口比例 Proportion of population by place of birth and age group, 2011 and 2021



#### 逾 6 成人口在香港出生 Over 60% of the population was born in Hong Kong

3.1 人口遷移雖然是香港人口轉變的一個重要部分，但在香港出生的人口比例仍十分高，在過去 10 年維持逾 6 成。在中國內地／澳門／台灣出生的人口比例由 2011 年的 32.1% 下降至 2021 年的 29.9%。另一方面，在其他地方出生的人口比例在同期間由 7.4% 增至 8.4%。

Although migration is an important element of population change in Hong Kong, the proportion of population born in Hong Kong is still high. It maintained at over 60% throughout the past 10 years. The proportion of persons born in the mainland of China / Macao / Taiwan dropped from 32.1% in 2011 to 29.9% in 2021. On the other hand, the proportion of persons born elsewhere increased from 7.4% to 8.4% over the same period.

3.2 在 2021 年，65 歲及以上的人口中，43.0% 是在香港出生的。在香港出生的人口比例大致上隨年齡組別愈年輕而愈高，唯獨 25 至 44 歲在香港出生的人口比例較 45 至 64 歲的相應比例低。這是由於 25 至 44 歲的人口包括了大量外籍家庭傭工。

In 2021, among the population aged 65 and over, 43.0% were born in Hong Kong. Among successively younger age groups, the proportions of the population born in Hong Kong increased in general. However, the proportion of the population born in Hong Kong for those aged 25-44 was lower than that for those aged 45-64, as the population aged 25-44 included a large number of foreign domestic helpers.

## 04 1961 年至 2021 年按年齡組別劃分的性別比率<sup>(1)(2)</sup> Sex ratios<sup>(1)(2)</sup> by age group, 1961 - 2021

年齡組別 Age group	總人口 Total population							不包括外籍家庭傭工的人口 Population excluding foreign domestic helpers						
	1961	1971	1981	1991	2001	2011	2021	1961	1971	1981	1991	2001	2011	2021
0-14	1 083	1 047	1 079	1 084	1 073	1 073	1 062	N.A.	N.A.	1 079	1 084	1 073	1 073	1 062
15-24	1 211	1 058	1 096	1 048	985	1 006	1 028	N.A.	N.A.	1 098	1 066	1 059	1 042	1 049
25-44	1 160	1 161	1 223	1 028	872	724	731	N.A.	N.A.	1 233	1 072	968	861	905
45-64	885	1 007	1 108	1 144	1 080	932	806	N.A.	N.A.	1 109	1 153	1 100	956	849
65+	423	499	683	784	859	871	887	N.A.	N.A.	683	784	859	872	888
合計 Overall	1 056	1 033	1 093	1 038	960	876	839	N.A.	N.A.	1 096	1 058	1 012	939	910

註釋：(1) 在各年齡組別中，男性數目與每千名女性相對的比率。

(2) 政府統計處自 2000 年 8 月開始，採用了「居住人口」方法，來編製香港的人口估計。有關這個點算方法及在 2001 年以前進行的人口普查／中期人口統計所採用的點算方法，請參閱《2021 年人口普查主要結果》報告內第 1 章「統計範圍」。

Notes: (1) The number of males per 1 000 females in the respective age groups.

(2) Since August 2000, the "resident population" approach has been adopted to compile the population estimates of Hong Kong. For details about this enumeration approach and the enumeration approaches adopted in population censuses/by-censuses conducted prior to 2001, please refer to "Coverage" in Chapter 1 of the "2021 Population Census Main Results" report.

### 性別比率自 80 年代開始持續下降 Sex ratio continued to decline since 1980s

4.1 香港人口的整體性別比率（指男性人口數目相對每千名女性人口）由 1961 年的 1 056 增至 1981 年的 1 093，但這比率自 1981 年起開始下降，至 2021 年的 839。

The overall sex ratio (number of males per 1 000 females) for the Hong Kong population increased from 1 056 in 1961 to 1 093 in 1981. However, it started to decline since then, dropping to 839 in 2021.

4.2 在分析性別比率時，需要考慮幾個因素：（甲）出生時，男嬰比女嬰多；（乙）香港人口中有大量外籍家庭傭工（其中大部分是女性）；（丙）中國內地新來港人士中，不少是香港男士的妻子；及（丁）女性的壽命較男性長。

In analysing the sex ratio, it is relevant to consider several factors: (a) at birth there are more boys than girls; (b) there are a large number of foreign domestic helpers, who are mostly females; (c) for the new arrivals from the mainland of China, many are wives of Hong Kong men; and (d) females live longer than males.

4.3 15 歲以下兒童的性別比率由 1961 年的 1 083 下降至 1971 年的 1 047，然後回升至 1981 年的 1 079。自 1991 年起，這性別比率變化不大，徘徊於 1 062 至 1 084 之間。

For children aged under 15, the sex ratio declined from 1 083 in 1961 to 1 047 in 1971, and then rebounded to 1 079 in 1981. Since 1991, the sex ratio remained stable at 1 062-1 084.

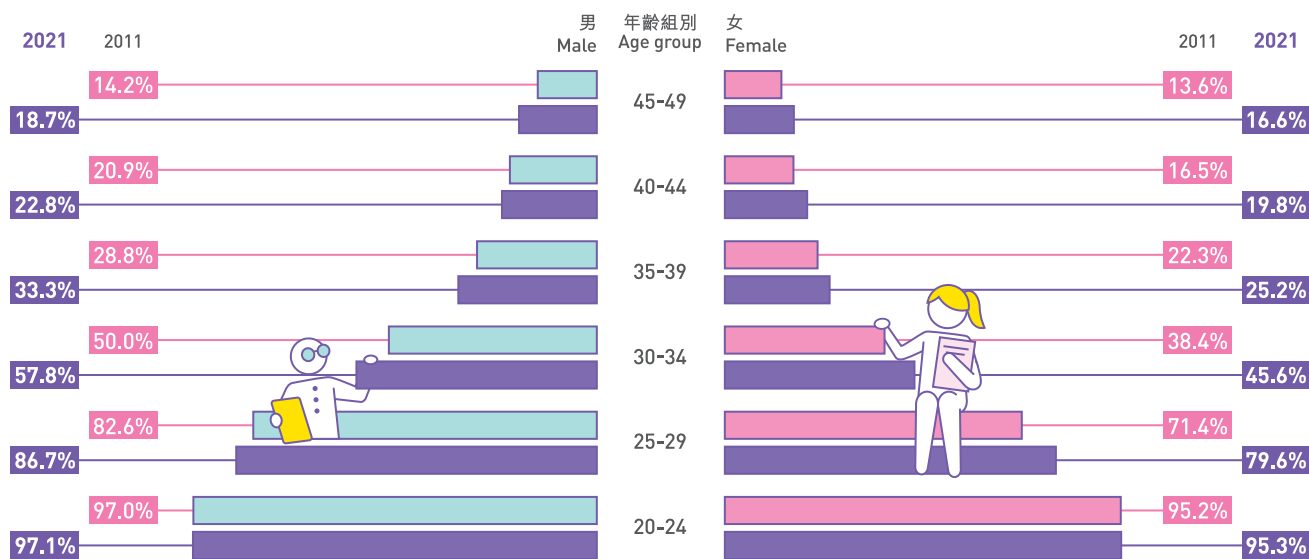
4.4 較為顯著的改變出現在 25 至 44 歲及 45 至 64 歲這兩個年齡組別。在 25 至 44 歲人口中，性別比率由 1981 年的 1 223 下跌至 2021 年的 731。在 45 至 64 歲人口中，性別比率由 1991 年的 1 144 下跌至 2021 年的 806。性別比率下跌主要是大量的女性外籍家庭傭工及中國內地新來港人士所致。撇除外籍家庭傭工後，2021 年 25 至 44 歲人口的性別比率是 905，而 45 至 64 歲的則是 849。

Relatively more significant changes occurred in the age groups of 25-44 and 45-64. Among persons aged 25-44, the sex ratio dropped from 1 223 in 1981 to 731 in 2021. For persons aged 45-64, the sex ratio dropped from 1 144 in 1991 to 806 in 2021. The influx of female foreign domestic helpers and new arrivals from the mainland of China contributed mainly to the fall in the sex ratios. After excluding foreign domestic helpers, the sex ratio in 2021 became 905 for those aged 25-44 and 849 for those aged 45-64.

4.5 由於女性傾向較男性長壽，65 歲及以上的年齡組別的性別比率持續低於 1 000。

As females tend to live longer than males, the sex ratio of those aged 65 and over remained at below 1 000.

## 05 2011 年及 2021 年按性別及年齡組別劃分的 20 至 49 歲從未結婚的人口比例（不包括外籍家庭傭工） Proportion of never-married population aged 20 - 49 (excluding foreign domestic helpers) by sex and age group, 2011 and 2021



### 男女均趨向遲婚

#### Both women and men were postponing their marriage

5.1 男女均趨向遲婚，20 至 49 歲人口中從未結婚的比例在過去 10 年間有所上升。有關升幅（撇除外籍家庭傭工）在 30 至 34 歲的男性及 25 至 29 歲的女性中尤其顯著。30 至 34 歲男性從未結婚的比例由 50.0% 上升至 57.8%，升幅達 7.8 個百分點；而 25 至 29 歲女性相應的比例則由 71.4% 上升至 79.6%，升幅達 8.1 個百分點。

Both women and men were postponing their marriage. There had been an increase in the proportion of never-married population in the ages of 20-49 over the past 10 years. The increase in proportion (excluding foreign domestic helpers) was particularly remarkable among males aged 30-34 and females aged 25-29. The proportion of never-married males aged 30-34 increased by 7.8 percentage points, from 50.0% to 57.8%; and the corresponding proportion for females aged 25-29 increased by 8.1 percentage points, from 71.4% to 79.6%.

#### 其他參考資料

1. 《2021 年人口普查-主要結果》
2. 《2021 年人口普查-簡要報告》
3. 《香港人口趨勢 1991-2021》

#### Other references

1. 2021 Population Census - Main Results
2. 2021 Population Census - Summary Results
3. Demographic Trends in Hong Kong 1991-2021