

少數族裔人士 Ethnic Minorities

重點 Highlights


01

香港的少數族裔人士數目
在過去 10 年**顯著上升 37%**

The number of ethnic minorities
in Hong Kong **increased
significantly by 37%**
over the past 10 years



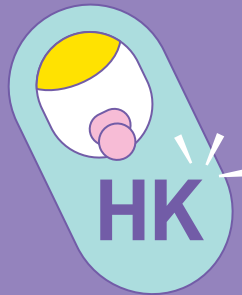
02



主要族羣包括菲律賓人、印尼人和南亞裔人士

The major ethnic groups include Filipinos,
Indonesians and South Asians

03



年輕的少數族裔人士
(不包括外籍家庭傭工)
大多在香港出生

Majority of young ethnic
minorities (excluding foreign
domestic helpers) were born
in Hong Kong

04

超過 6 成

5 至 14 歲的少數族裔人士
(不包括外籍家庭傭工)
能夠閱讀或書寫中文

Over 60% of ethnic minorities
(excluding foreign domestic helpers)
aged 5-14 were able to
read or write Chinese



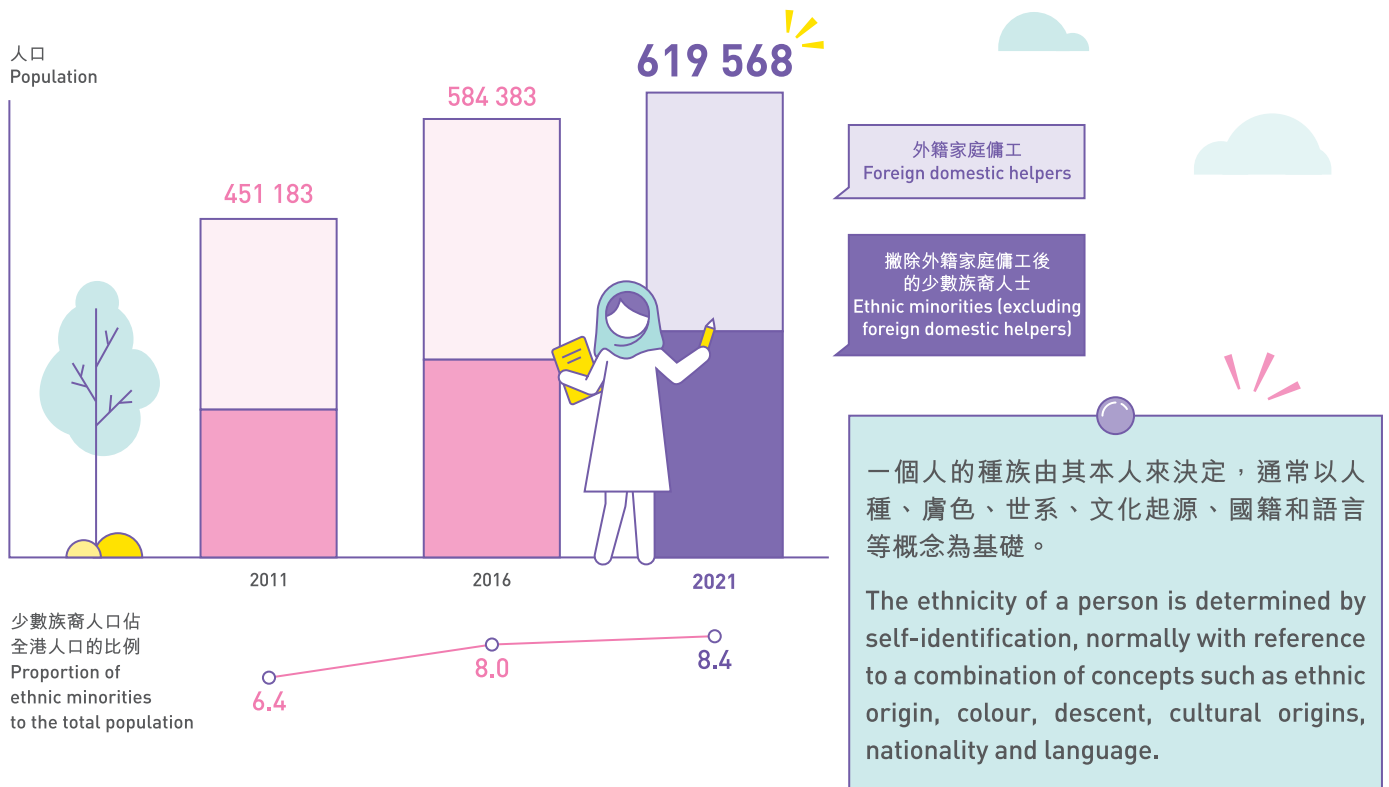
05



在已婚並與配偶同住的少數族裔人士當中，
較多泰國及印尼女性的配偶是華人

Among the married ethnic minorities who were
living together with their spouse, more Thai and
Indonesian females had Chinese spouses

01 2011 年、2016 年及 2021 年香港少數族裔人士數目 Number of ethnic minorities in Hong Kong, 2011, 2016 and 2021



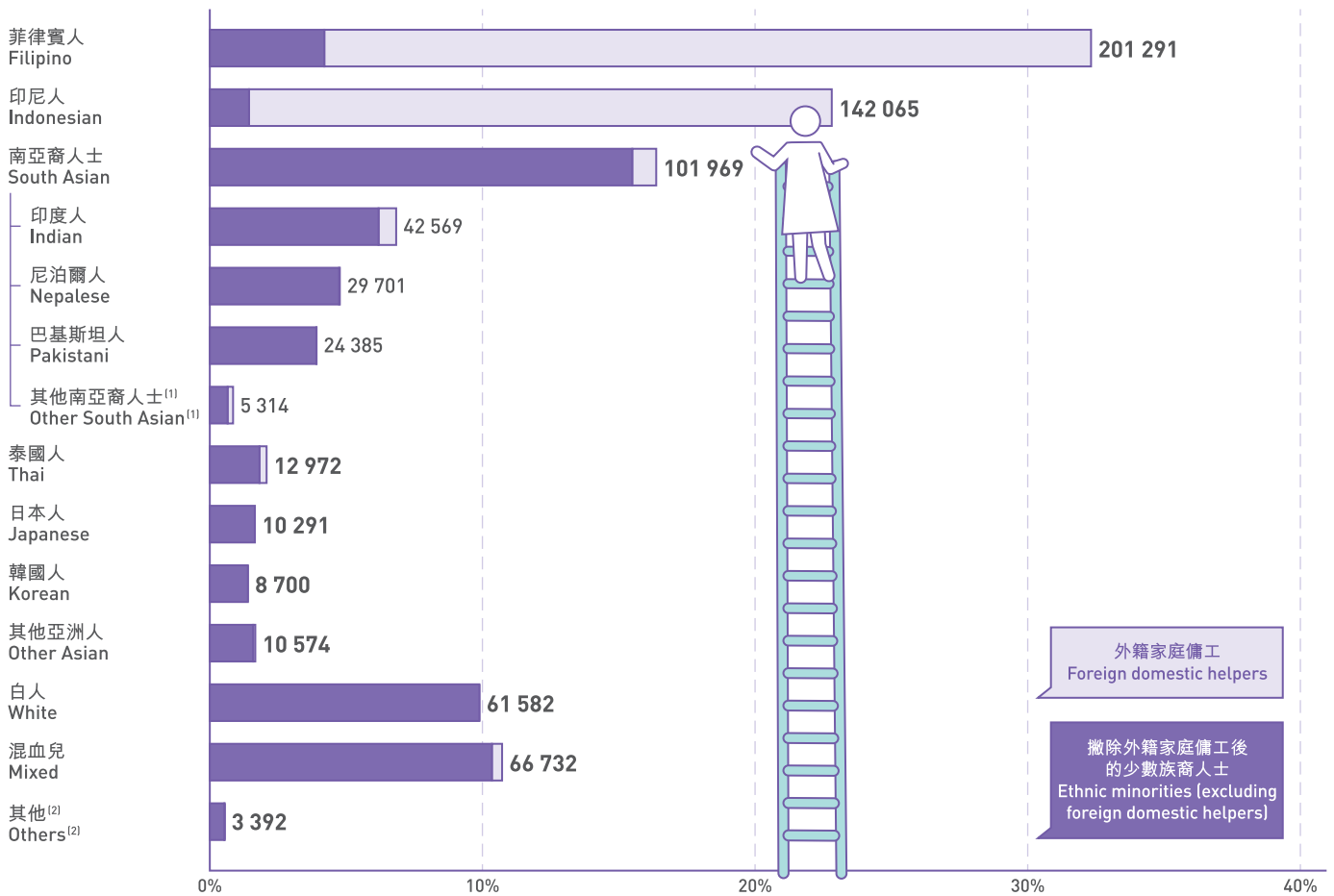
香港的少數族裔人士數目在過去 10 年顯著上升 37%

The number of ethnic minorities in Hong Kong increased significantly by 37% over the past 10 years

1.1 在 2021 年，香港有 619 568 名少數族裔人士（佔全港人口的 8.4%），較 2011 年顯著上升了 37.3%。

619 568 ethnic minorities (8.4% of the whole population) were living in Hong Kong in 2021, representing a significant increase of 37.3% when compared to 2011.

02 2021 年少數族裔人口 — 主要族羣 Population of ethnic minorities – the major ethnic groups, 2021



註釋：(1) 「其他南亞裔人士」包括「孟加拉人」及「斯里蘭卡人」。

(2) 數字包括「黑人」、「拉丁美洲人」等。

Notes: (1) "Other South Asian" include "Bangladeshi" and "Sri-Lankan".

(2) Figures include "Black", "Latin American", etc.

主要族羣包括菲律賓人、印尼人和南亞裔人士

The major ethnic groups include Filipinos, Indonesians and South Asians

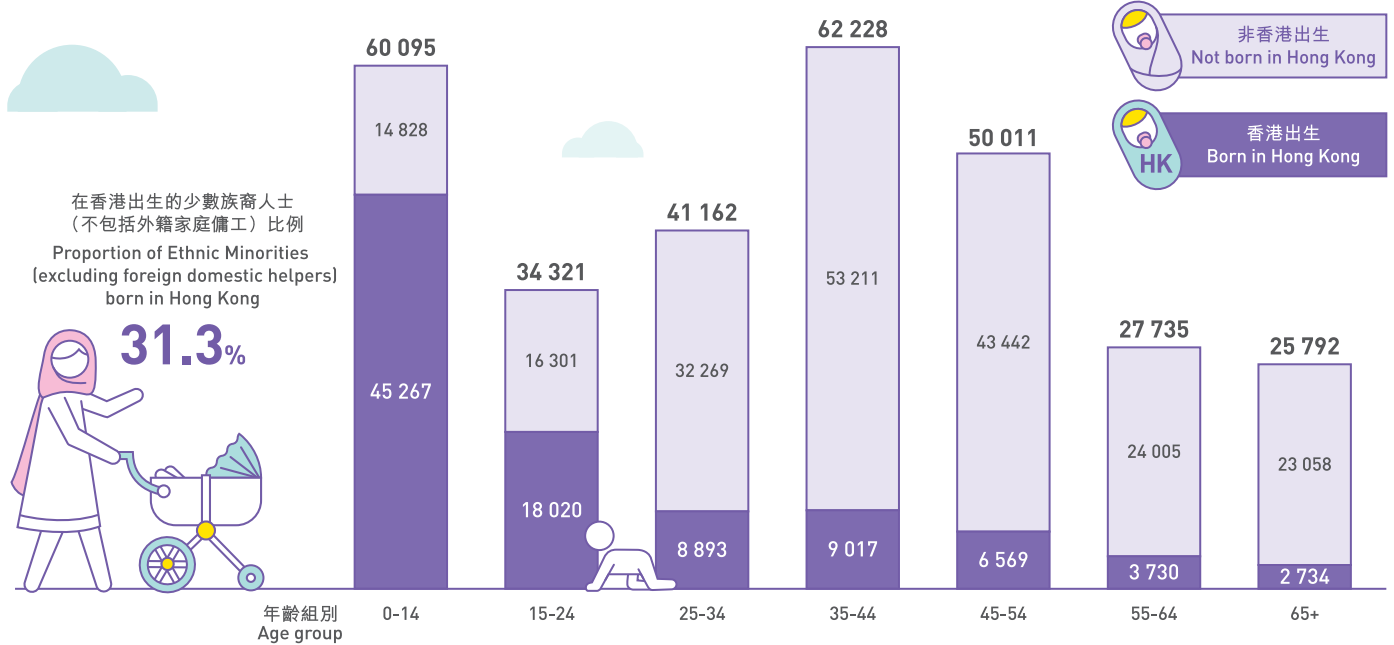
2.1 在香港的少數族裔人士中，大部分為菲律賓人 (32.5%)、其次是印尼人 (22.9%)。他們大部分是在香港工作的外籍家庭傭工。其他主要族羣包括南亞裔人士 (16.5%)、混血兒 (10.8%) 和白人 (9.9%)。

The majority of ethnic minorities in Hong Kong were Filipinos (32.5%), followed by Indonesians (22.9%). Most of them were foreign domestic helpers working in Hong Kong. Other major ethnic groups were South Asians (16.5%), Mixed (10.8%) and Whites (9.9%).

2.2 在南亞裔人士中，印度人佔最多 (6.9%)、其次是尼泊爾人 (4.8%) 和巴基斯坦人 (3.9%)。

Among South Asians, Indians accounted for the largest share (6.9%), followed by Nepalese (4.8%) and Pakistanis (3.9%).

03 2021 年按年齡組別及是否在香港出生劃分的少數族裔人士（不包括外籍家庭傭工）數目 Number of ethnic minorities (excluding foreign domestic helpers) by age group and whether born in Hong Kong, 2021

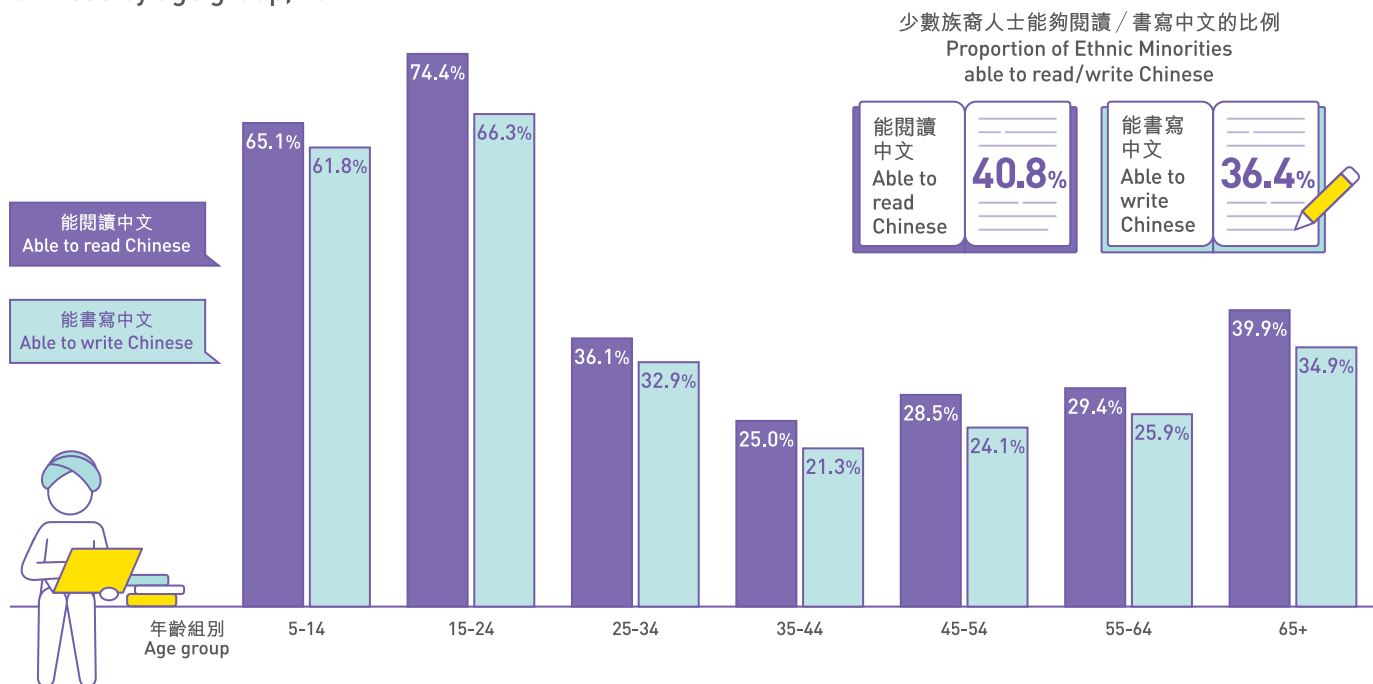


年輕的少數族裔人士（不包括外籍家庭傭工）大多在香港出生 Majority of young ethnic minorities (excluding foreign domestic helpers) were born in Hong Kong

3.1 在 2021 年，0 至 14 歲及 15 至 24 歲的少數族裔人士（不包括外籍家庭傭工）當中分別有 75.3% 及 52.5% 是在香港出生，比例顯著高於較年長的組別。這反映越來越多少數族裔人士在香港落地生根，他們的子女亦在香港土生土長。

In 2021, 75.3% and 52.5% of ethnic minorities (excluding foreign domestic helpers) aged 0-14 and 15-24 were born in Hong Kong respectively. Such proportions were far higher than the older age groups. This reflected that more and more ethnic minorities had settled in Hong Kong, with their offspring being born and raised locally.

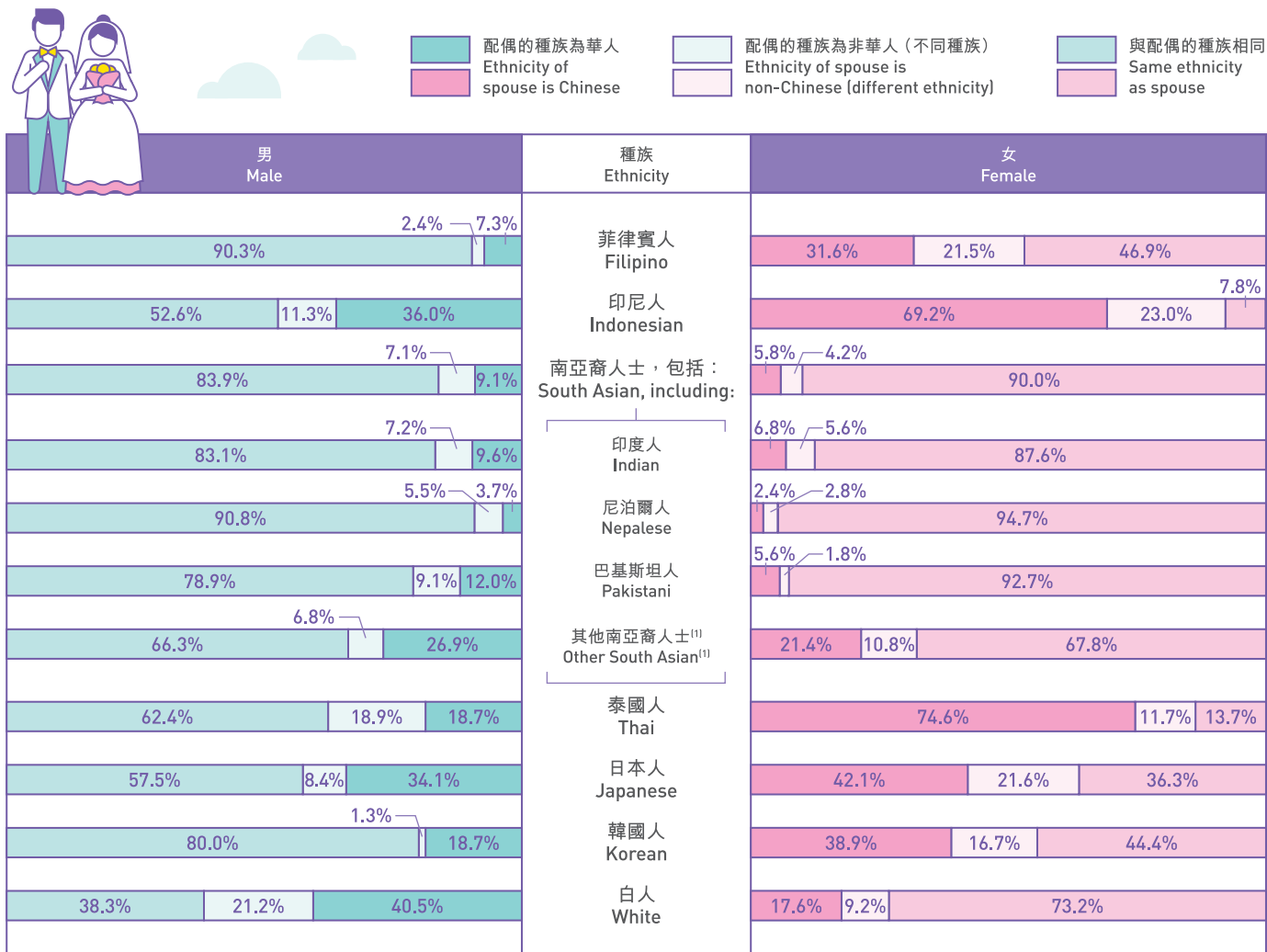
04 2021 年按年齡組別劃分的 5 歲及以上少數族裔人士（不包括外籍家庭傭工）能夠閱讀 / 書寫中文的比例 Proportion of ethnic minorities aged 5 and over (excluding foreign domestic helpers) able to read/write Chinese by age group, 2021



超過 6 成 5 至 14 歲的少數族裔人士（不包括外籍家庭傭工）能夠閱讀或書寫中文 Over 60% of ethnic minorities (excluding foreign domestic helpers) aged 5-14 were able to read or write Chinese

- 4.1 較年輕的少數族裔人士（不包括外籍家庭傭工）能閱讀 / 書寫中文的比例較高。在 2021 年，分別有 65.1% 及 74.4% 的 5 至 14 歲及 15 至 24 歲少數族裔人士能閱讀中文。他們能書寫中文的相應比例分別為 61.8% 及 66.3%。
- Younger ethnic minorities (excluding foreign domestic helpers) saw a higher proportion of being able to read/write Chinese. In 2021, 65.1% and 74.4% of ethnic minorities aged 5-14 and 15-24 were able to read Chinese respectively. The corresponding proportions of being able to write Chinese were 61.8% and 66.3% respectively.
- 4.2 有趣的是，65 歲及以上少數族裔人士（不包括外籍家庭傭工）能閱讀 / 書寫中文的比例高於中年的少數族裔人士。
- It is interesting to note that the proportion of ethnic minorities (excluding foreign domestic helpers) aged 65 and above being able to read/write Chinese was higher than their middle-aged counterparts.

05 2021 年按性別、種族及配偶的種族劃分的與配偶同住於香港同一住戶內的已婚少數族裔人士比例 Proportion of married ethnic minorities living with their spouse in the same household in Hong Kong by sex, ethnicity and ethnicity of spouse, 2021



註釋：(1)「其他南亞裔人士」包括「孟加拉人」及「斯里蘭卡人」。

Note: (1) "Other South Asian" include "Bangladeshi" and "Sri-Lankan".

在已婚並與配偶同住的少數族裔人士當中，較多泰國及印尼女性的配偶是華人 Among the married ethnic minorities who were living together with their spouse, more Thai and Indonesian females had Chinese spouses

5.1 在已婚並與配偶居住在同一住戶內的泰國及印尼女性當中，她們嫁給華人丈夫的比例頗高，在 2021 年分別達 74.6% 及 69.2%。這比例遠高於泰國及印尼女性嫁給相同種族丈夫的比例（13.7% 及 7.8%）。

For married Thai and Indonesian females who were living with their spouse in the same household in Hong Kong, the proportions of them being married to Chinese husbands were quite high, at 74.6% and 69.2% respectively in 2021. These proportions far exceeded the corresponding figures of Thai and Indonesian females being married to husbands of the same ethnicity (13.7% and 7.8%).

其他參考資料

- 《2021 年人口普查-主要結果》
- 《2021 年人口普查-簡要報告》
- 《2021 年人口普查-主題性報告：少數族裔人士》

Other references

- 2021 Population Census - Main Results
- 2021 Population Census - Summary Results
- 2021 Population Census - Thematic Report: Ethnic Minorities