

香港的家庭住戶 Domestic Households in Hong Kong

重點 Highlights

01

香港家庭住戶數目在過去 10 年
增加 **12.9%**，比人口增長 (4.8%) 快


Domestic households in Hong Kong
grew by **12.9%** in the past 10
years, faster than the
population (4.8%)



02

小型家庭愈來愈普遍

Small households had become
increasingly common



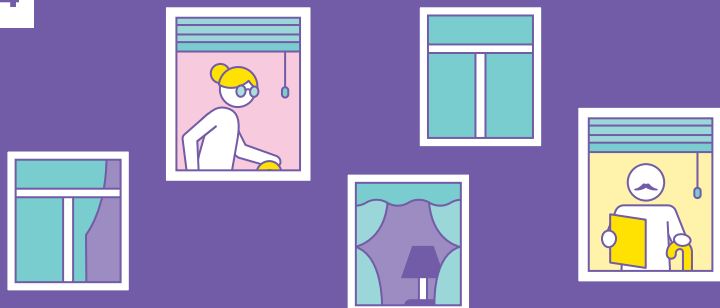
03

由於生育水平偏低，沒有兒童的
住戶比例顯著上升

With low level of fertility,
proportion of households without
children increased significantly



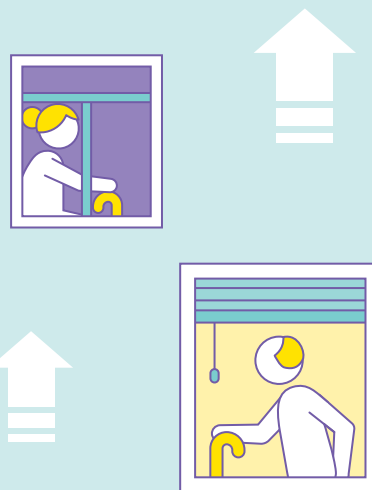
04



平均約五分之二住戶有至少一名長者

On average two out of five households had
at least one elderly member

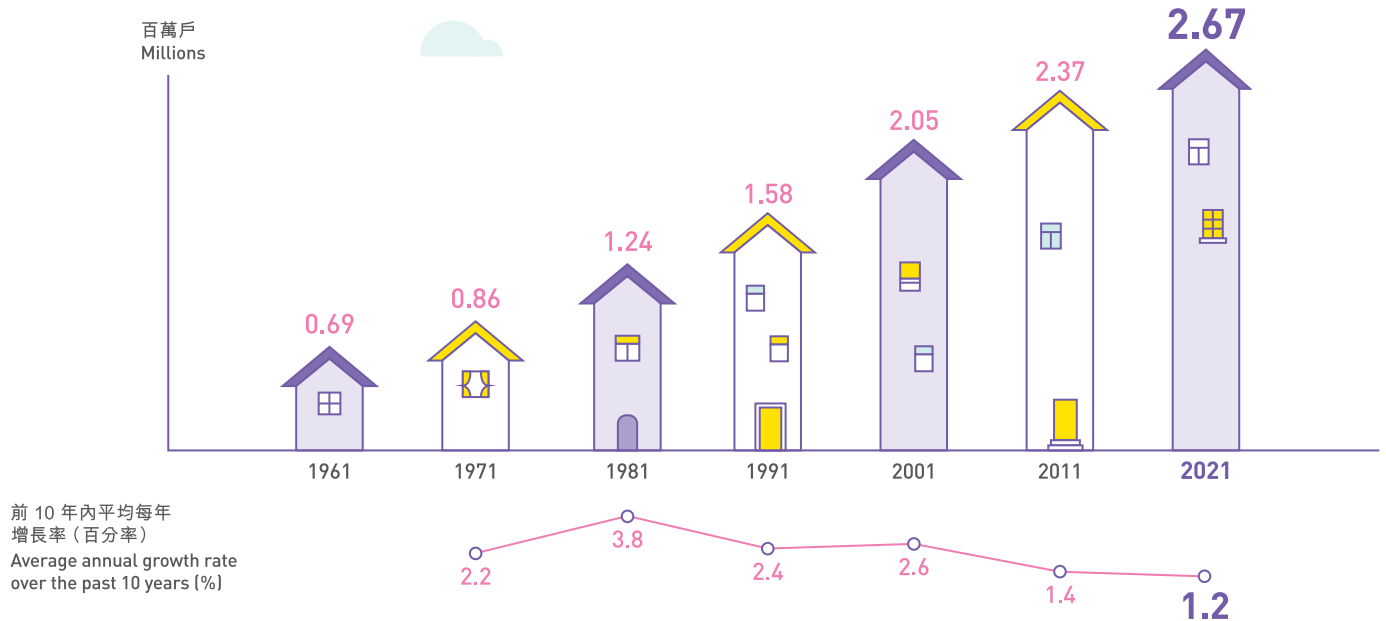
05



獨居長者住戶數目
在過去 10 年大幅上升 **近 6 成**

Single elderly households
increased significantly by
almost 60%
over the past 10 years

01 1961 年至 2021 年家庭住戶數目 Domestic households, 1961-2021

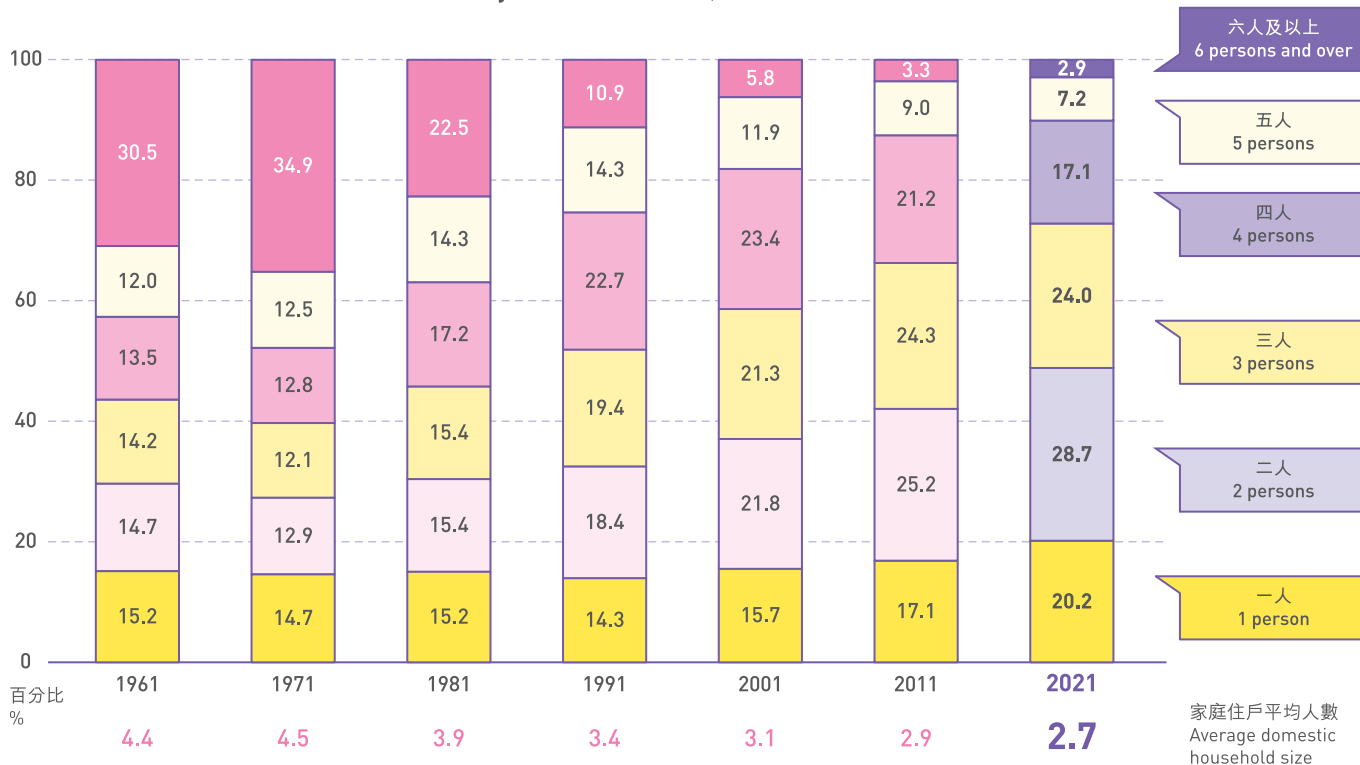


香港家庭住戶數目在過去 10 年增加 12.9%，比人口增長（4.8%）快
Domestic households in Hong Kong grew by 12.9% in the past 10 years, faster than the population (4.8%)

1.1 香港家庭住戶數目由 2011 年的 237 萬，增至 2021 年的 267 萬，增幅為 12.9%。隨着住戶結構的改變，家庭住戶的每戶平均人數在同期下降，以致家庭住戶數目的增長比人口增長（4.8%）快。

The number of domestic households in Hong Kong increased by 12.9% from 2.37 million in 2011 to 2.67 million in 2021. Along with the change in the composition of domestic households, the average household size declined during the same period, leading to faster growth of the number of domestic households than the population (4.8%).

02 1961 年至 2021 年按住戶人數劃分的家庭住戶分布 Distribution of domestic households by household size, 1961-2021



小型家庭愈來愈普遍

Small households had become increasingly common

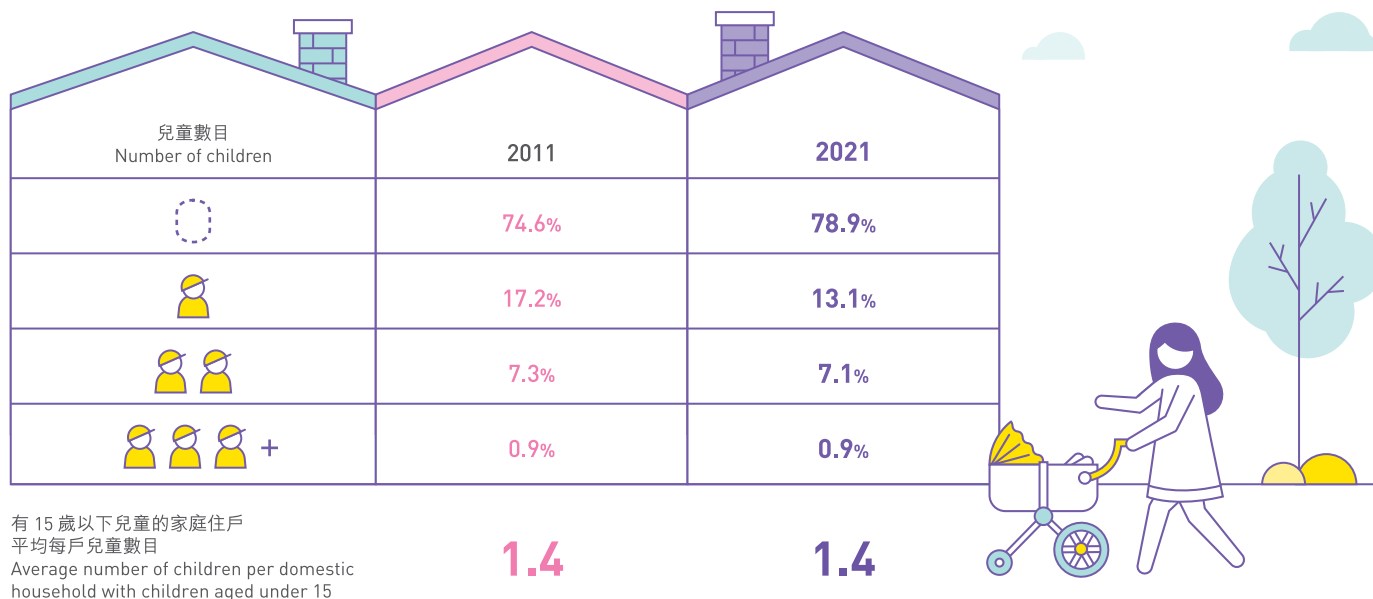
2.1 小型家庭住戶愈來愈普遍。在 2011 至 2021 年間，一至二人住戶的比率由 42.3% 上升 48.9%。反映出 (i) 獨居更普遍；(ii) 較多人於婚後不與父母同住；及 (iii) 夫婦選擇不要孩子。

Small households have become increasingly common. Between 2011 and 2021, the proportion of households with one to two persons increased from 42.3% to 48.9%, reflecting (i) more people living alone; (ii) more people living apart from their parents after marriage; and (iii) couples choosing to have no child.

2.2 相反，四人及以上的住戶由 2011 年的 33.4% 下降至 2021 年的 27.1%。綜合上述轉變所帶來的效應，家庭住戶的每戶平均人數由 2011 年的 2.9 人下降至 2021 年的 2.7 人。

In contrast, the proportion of households with four persons and over declined from 33.4% in 2011 to 27.1% in 2021. The combined effect of these changes was the decline of the average household size from 2.9 in 2011 to 2.7 in 2021.

03 2011 年及 2021 年按 15 歲以下兒童數目劃分的家庭住戶數目分布 Distribution of domestic households by number of children aged under 15, 2011 and 2021



由於生育水平偏低，沒有兒童的住戶比例顯著上升

With low level of fertility, proportion of households without children increased significantly

3.1 香港的生育水平持續處於非常低的水平。沒有 15 歲以下兒童的家庭住戶比例，由 2011 年的 74.6% 顯著增加至 2021 年的 78.9%；而有 15 歲以下兒童的家庭住戶，其平均每戶兒童數目在同期維持在 1.4。

Hong Kong's level of fertility remained at a very low level. The proportion of domestic households without children aged under 15 increased significantly from 74.6% in 2011 to 78.9% in 2021. For domestic households with children aged under 15, the average number of children therein remained at 1.4 over the same period.

04 2011 年及 2021 年有 65 歲及以上長者的家庭住戶數目 Domestic households with elderly persons aged 65 and over, 2011 and 2021

	住戶人數 Household size						合計 Overall
	1	2	3	4	5	6+	
2011	119 376 (29.5)	203 240 (34.0)	152 838 (26.6)	99 309 (19.8)	58 648 (27.6)	35 210 (45.5)	668 621 (28.2)
2021	188 569 (34.8)	342 940 (44.7)	245 821 (38.3)	133 654 (29.3)	67 429 (35.1)	41 943 (54.3)	1 020 356 (38.2)

註釋：(1) 括號內的數字顯示有 65 歲及以上長者的住戶在全港同一住戶人數的家庭住戶中所佔比例。

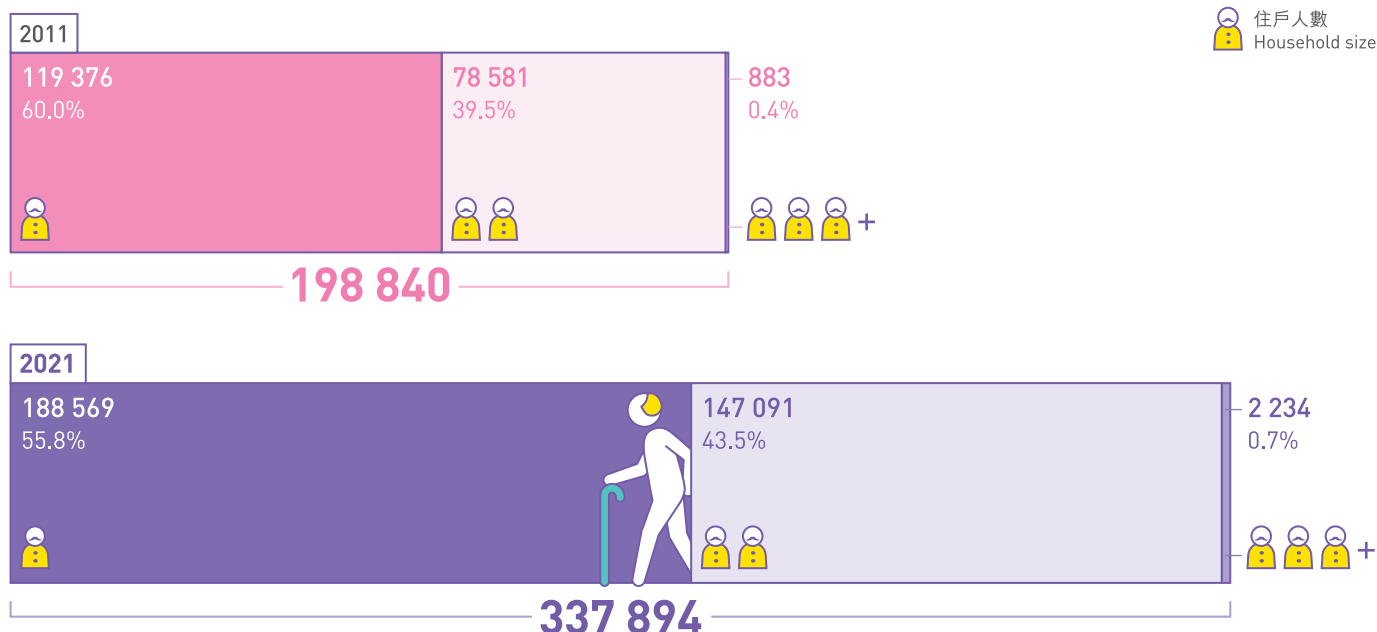
Note: (1) Figures in brackets represent the proportion of domestic households with elderly persons aged 65 and over in all domestic households in Hong Kong with the same household size.

平均約五分之二住戶有至少一名長者 On average two out of five households had at least one elderly member

4.1 在過去 10 年，65 歲及以上的長者數目增加約 51 萬人。與此同時，有長者的家庭住戶，在數目及比例上，均顯著增加。這些住戶的數目由 2011 年的 668 621 戶大增至 2021 年的 1 020 356 戶，增幅達 52.6%；有長者的家庭住戶佔全港家庭住戶的比例，同期間由 28.2% 增至 38.2%。

The number of elderly persons aged 65 and over increased by about 0.51 million in the past 10 years. In line with this, there was a significant increase (in both number and share) in domestic households with elderly members. The number of such households grew by 52.6% from 668 621 in 2011 to 1 020 356 in 2021; its share among all domestic households rose from 28.2% to 38.2% during the same period.

05 2011 年及 2021 年按住戶人數劃分的只有 65 歲及以上長者的家庭住戶數目⁽¹⁾ Domestic households with elderly persons aged 65 and over only⁽¹⁾ by household size, 2011 and 2021



註釋：(1) 數字包括所有成員（除外籍家庭傭工以外）皆為 65 歲及以上人士的家庭住戶。

Note: (1) Figures include domestic households comprising all members other than foreign domestic helper(s) being persons aged 65 and over.

獨居長者住戶數目在過去 10 年大幅上升近 6 成 Single elderly households increased significantly by almost 60% over the past 10 years

5.1 在 2021 年，只有長者的家庭住戶數目達 337 894 戶。而這些只有長者的住戶中，有大部分（55.8%）是獨居長者住戶。獨居長者住戶由 2011 年的 119 376 戶上升至 2021 年的 188 569 戶，大幅上升 58.0%。

Number of domestic households comprising solely elderly persons reached 337 894 in 2021. The majority (55.8%) of the elderly-only households were single household. The number of single elderly households grew significantly by 58.0% from 119 376 in 2011 to 188 569 in 2021.

其他參考資料

1. 《2021 年人口普查 - 主要結果》
2. 《2021 年人口普查 - 簡要報告》

Other references

1. 2021 Population Census - Main Results
2. 2021 Population Census - Summary Results