


單親人士 Single Parents

重點 Highlights

01



在 2011 年至 2021 年間，
單親人士數目由 81 705 人
下降至 72 279 人

During 2011 to 2021,
the number of single parents
decreased from 81 705
to 72 279

04



在 2021 年，單親工作人士任職經理、
專業人員及輔助專業人員的比例為 **32.0%**，
較與 18 歲以下子女同住的工作人士的
51.4% 為低

In 2021, the proportion of the working
single parents being managers, professionals
and associate professionals was **32.0%**,
lower than that of the 51.4% for
working persons living with
child(ren) aged under 18

02



在 2021 年，共有 **94 508** 名未滿 18 歲的子女
與 **72 279** 名單親人士一起居住

There were a total of **94 508** children aged under 18
living with the **72 279** single parents in 2021


03



曾就讀專上教育程度課程的單親人士所佔的比例
由 2011 年的 14.6% 顯著上升至 2021 年的 **26.0%**

The proportion of single parents
having attended post-secondary education increased
substantially from 14.6% in 2011 to **26.0%** in 2021

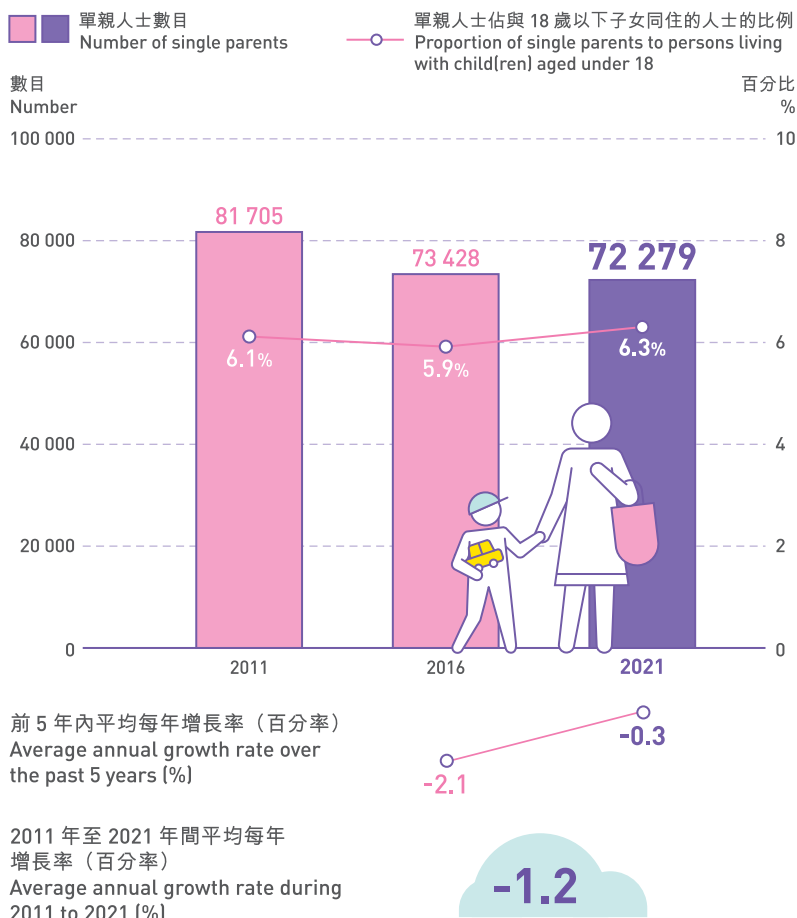
05



在 2021 年，**46.3%** 單親人士
居住在公營租住房屋，
而與 18 歲以下子女同住的人士的
相應比例只為 **24.9%**

While **46.3%** of single parents were
living in public rental housing in 2021,
the corresponding proportion for persons
living with child(ren) aged under 18
was only **24.9%**

01 2011 年至 2021 年單親人士⁽¹⁾數目及比例 Number and proportion of single parents⁽¹⁾, 2011 - 2021



2021 年按年齡組別及性別劃分的單親人士的分布⁽²⁾
Distribution⁽²⁾ of single parents by age group and sex, 2021

年齡組別 Age group	男 Male	女 Female
< 30	558 (3.5%)	2 075 (3.7%)
30-39	3 519 (22.0%)	16 769 (29.8%)
40-49	6 100 (38.1%)	29 044 (51.6%)
50-59	4 166 (26.0%)	8 001 (14.2%)
60+	1 687 (10.5%)	360 (0.6%)
總計 Total	16 030 (100.0%)	56 249 (100.0%)

註釋: (1) 在本文章中, 單親人士是指從未結婚、喪偶、離婚或分居, 並與 18 歲以下子女住在同一住戶內的母親或父親。為方便分析, 本文章內亦載有涵蓋所有與 18 歲以下子女住在同一住戶內並不論其婚姻狀況 (包括從未結婚、已婚、喪偶、離婚或分居) 的人士 (以下簡稱「與 18 歲以下子女同住的人士」) 的統計數字。

Notes: (1) In this article, single parents refer to mothers or fathers who are never married, widowed, divorced or separated, with child(ren) aged under 18 living with them in the same household. Statistics covering persons of any marital status (including never married, married, widowed, divorced and separated) living with child(ren) aged under 18 in the same household (termed as "persons living with child(ren) aged under 18" hereafter) are also presented in this article to facilitate analysis.

(2) 括號內的數字顯示在總計中所佔的百分比。

(2) Figures in brackets represent the percentages in respect of the total.

在 2011 年至 2021 年間, 單親人士數目由 81 705 人下降至 72 279 人 During 2011 to 2021, the number of single parents decreased from 81 705 to 72 279

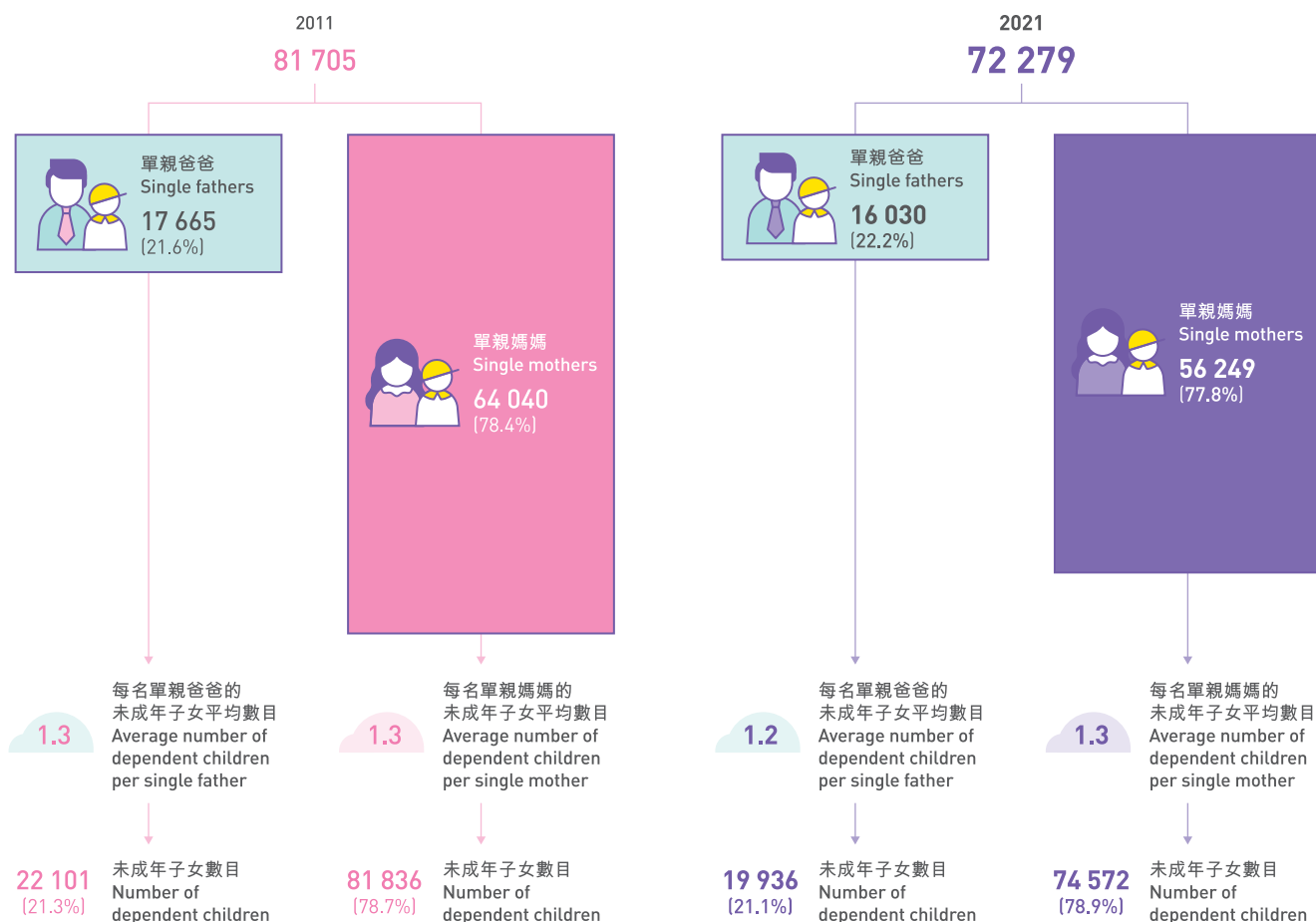
1.1 在 2011 年至 2021 年間, 單親人士數目由 81 705 人下降至 72 279 人, 平均每年下降 1.2%。單親媽媽的數目繼續遠多於單親爸爸。全港共有 56 249 名單親媽媽, 數目是單親爸爸數目 (16 030 人) 的 3.5 倍。由於子女普遍跟隨已與丈夫分開的母親同住, 尤以年紀小的兒童, 故此大部分單親人士都是女性這個現象不足為奇。

During 2011 to 2021, the number of single parents decreased from 81 705 to 72 279, with a 1.2% decrease per annum on average. Single mothers continued to far outnumber single fathers in 2021. There were 56 249 single mothers in Hong Kong, which was 3.5 times the number of single fathers (16 030). It is not surprising to observe that the majority of single parents were women because children, especially those who were very young, were more likely to live with their mothers who were separated from husbands.

1.2 單親人士在年齡分布上展現兩性有差異的地方。在 2021 年, 81.4% 的單親媽媽年齡介乎 30 至 49 歲, 而同年齡組別的單親爸爸的相應比例為 60.0%。另一方面, 36.5% 的單親爸爸年齡為 50 歲及以上, 較單親媽媽的相應比例 (14.9%) 為高。

The age distribution of single parents exhibited sex differentials. In 2021, 81.4% of single mothers were aged 30-49, while 60.0% of single fathers were in this age group. On the other hand, 36.5% of single fathers were aged 50 and over, which was higher than that of 14.9% for single mothers.

02 2011 年及 2021 年單親人士及其未成年子女數目 Number of single parents and their dependent children, 2011 and 2021

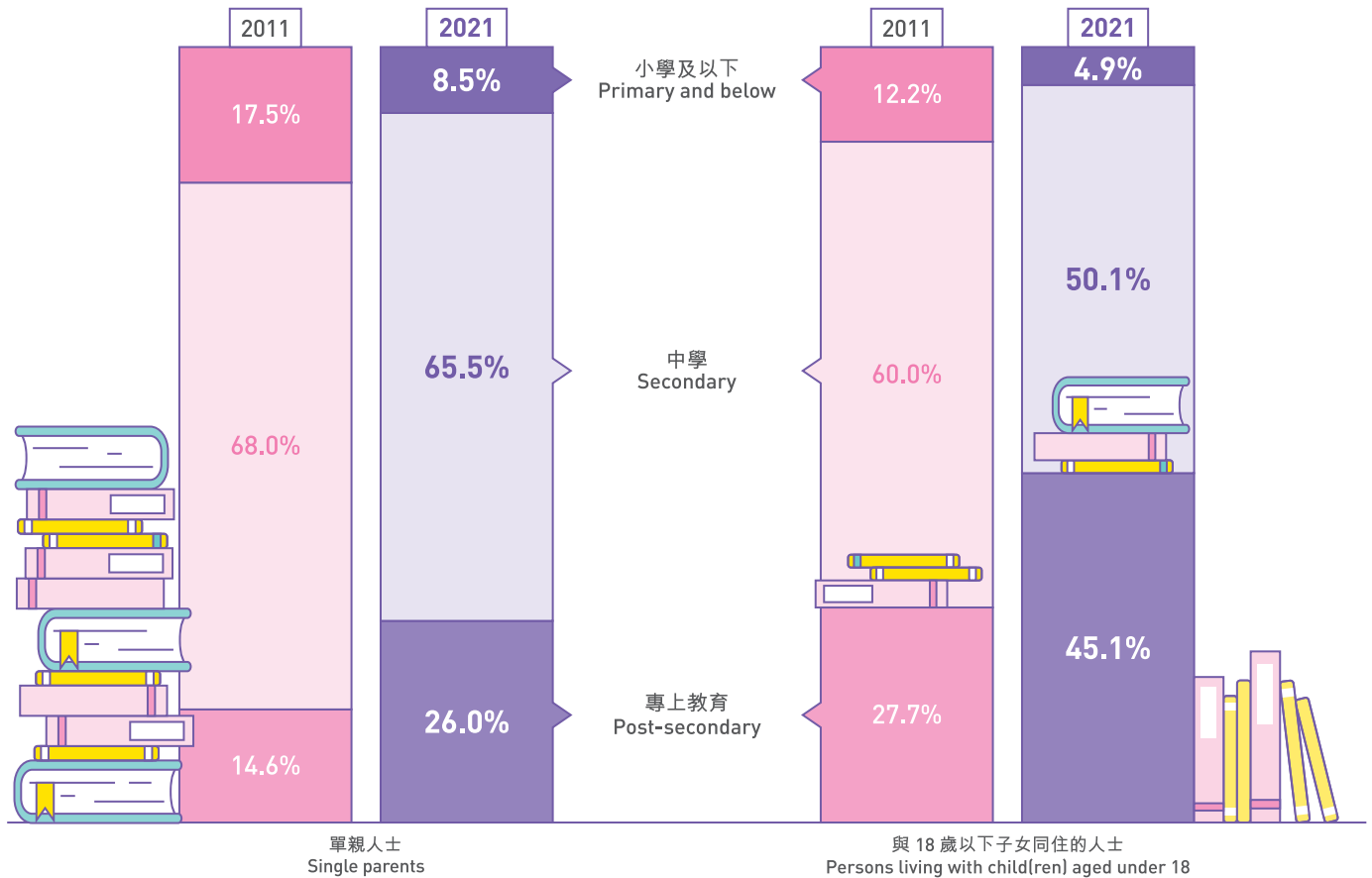


在 2021 年，共有 94 508 名未滿 18 歲的子女與 72 279 名單親人士一起居住
There were a total of 94 508 children aged under 18 living with the 72 279 single parents in 2021

2.1 在 2021 年，共有 94 508 名未滿 18 歲的子女（亦稱未成年子女）與 72 279 名單親人士一起居住。他／她們大部分（或 78.9%）是與單親媽媽同住，只有 21.1% 是與單親爸爸居住。每名單親媽媽的未成年子女平均數目是 1.3 名，較單親爸爸的 1.2 名略高。

There were a total of 94 508 children aged under 18 (also referred to as dependent children) living with the 72 279 single parents in 2021. The majority (or 78.9%) of the dependent children were living with single mothers, whilst only 21.1% were living with single fathers. The average number of dependent children per single mother was 1.3, slightly higher than that of 1.2 per single father.

03 2011 年及 2021 年按教育程度（最高就讀程度）劃分的單親人士的分布 Distribution of single parents by educational attainment (highest level attended), 2011 and 2021



曾就讀專上教育程度課程的單親人士所佔的比例由 2011 年的 14.6% 顯著上升至 2021 年的 26.0%

The proportion of single parents having attended post-secondary education increased substantially from 14.6% in 2011 to 26.0% in 2021

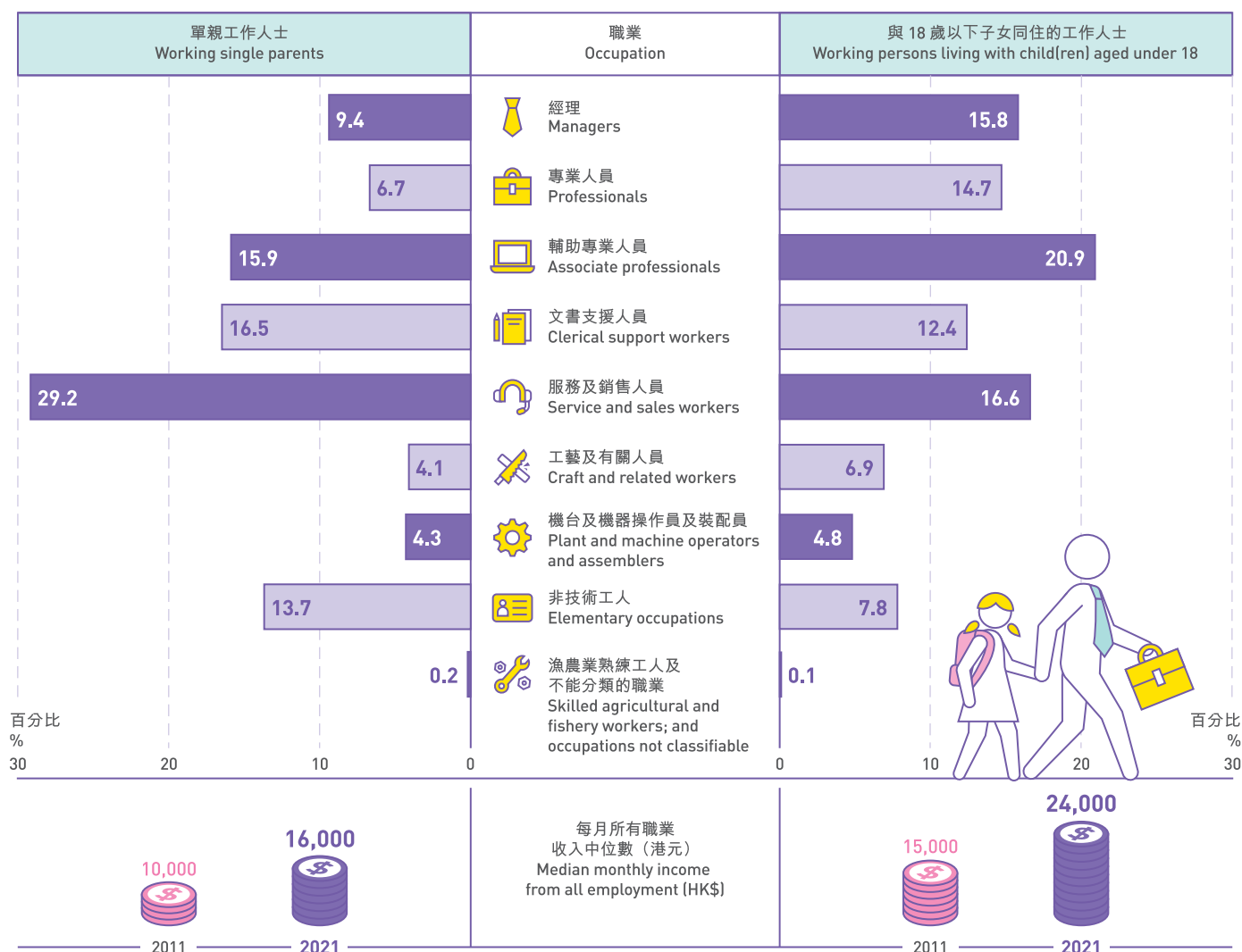
3.1 香港人口的教育程度持續提高，單親人士也不例外。單親人士的教育程度於過去 10 年間大有改善。曾就讀專上教育程度課程的單親人士所佔的比例由 2011 年的 14.6% 顯著上升至 2021 年的 26.0%。

The educational attainment of the Hong Kong population continued to improve. Single parents were no exception. The level of educational attainment of single parents improved substantially over the past 10 years. The proportion of single parents having attended post-secondary education increased substantially from 14.6% in 2011 to 26.0% in 2021.

3.2 單親人士的教育程度一般較與 18 歲以下子女同住的人士為低。在 2021 年，曾就讀專上教育程度課程的單親人士比例為 26.0%，遠低於與 18 歲以下子女同住的人士的相應比例（45.1%）。

In general, single parents were less educated when compared with persons living with child(ren) aged under 18. In 2021, 26.0% of single parents had attended post-secondary education, much lower than the corresponding proportion for persons living with child(ren) aged under 18 (45.1%).

04 2021 年按職業劃分的單親工作人士的分布 Distribution of working single parents by occupation, 2021



在 2021 年，單親工作人士任職經理、專業人員及輔助專業人員的比例為 32.0%，較與 18 歲以下子女同住的工作人士的 51.4% 為低

In 2021, the proportion of the working single parents being managers, professionals and associate professionals was 32.0%, lower than that of the 51.4% for working persons living with child(ren) aged under 18

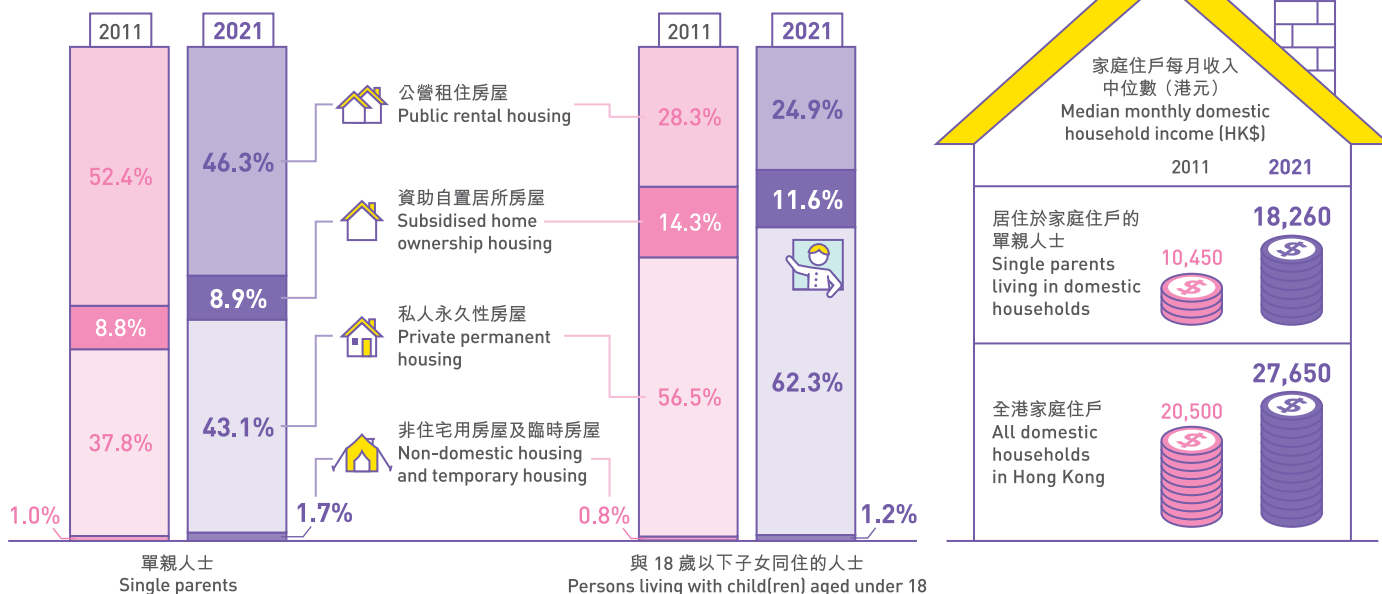
4.1 在 2021 年，最多單親工作人士任職服務及銷售人員 (29.2%)，其次是文書支援人員 (16.5%) 及輔助專業人員 (15.9%)。他們任職經理、專業人員及輔助專業人員的比例為 32.0%，較與 18 歲以下子女同住的工作人士的 51.4% 為低。

In 2021, most working single parents were service and sales workers [29.2%], followed by clerical support workers [16.5%] and associate professionals [15.9%]. The proportion of the working single parents being managers, professionals and associate professionals was 32.0%, lower than that of the 51.4% for working persons living with child(ren) aged under 18.

4.2 單親工作人士於 2021 年的每月所有職業收入中位數為 16,000 元，較 2011 年 (10,000 元) 及 2016 年 (13,000 元) 分別上升 60.0% 及 23.1%。另一方面，2021 年與 18 歲以下子女同住的工作人士的相應數字為 24,000 元。

The median monthly income from all employment of working single parents was \$16,000 in 2021, representing an increase of 60.0% and 23.1% respectively over that in 2011 (\$10,000) and 2016 (\$13,000). As regards working persons living with child(ren) aged under 18, the corresponding figure was \$24,000 in 2021.

05 2011 年及 2021 年按房屋類型劃分的居住於家庭住戶的單親人士數目 Single parents living in domestic households by type of housing, 2011 and 2021



在 2021 年，46.3% 單親人士居住在公營租住房屋，而與 18 歲以下子女同住的人士的相應比例只為 24.9%

While 46.3% of single parents were living in public rental housing in 2021, the corresponding proportion for persons living with child(ren) aged under 18 was only 24.9%

5.1 居住於家庭住戶的單親人士的房屋分布和居住於家庭住戶並與 18 歲以下子女同住的人士的有顯著差異。在 2021 年，46.3% 單親人士居住在公營租住房屋，而與 18 歲以下子女同住的人士的相應比例只為 24.9%。相反，62.3% 與 18 歲以下子女同住的人士住在私人永久性房屋，而單親人士的相應比例則為 43.1%。

There was a substantial difference between the housing distribution of single parents living in domestic households and persons living with child(ren) aged under 18 living in domestic households. While 46.3% of single parents were living in public rental housing in 2021, the corresponding proportion for persons living with child(ren) aged under 18 was only 24.9%. On the contrary, 62.3% of persons living with child(ren) aged under 18 were living in private permanent housing, as compared with the 43.1% for single parents.

5.2 在過去 10 年，居住於公營租住房屋的單親人士的比例由 2011 年的 52.4% 下降至 2021 年的 46.3%。另一方面，居住在私人永久性房屋的單親人士的比例在同期間上升，由 37.8% 升至 43.1%。

During the past decade, the proportion of single parents living in public rental housing decreased from 52.4% in 2011 to 46.3% in 2021. On the other hand, the proportion of single parents living in private permanent housing increased from 37.8% to 43.1% over the same period.

5.3 單親人士的家庭住戶每月收入中位數由 2011 年的 10,450 元上升至 2021 年的 18,260 元，而 2011 年及 2021 年的全港家庭住戶的家庭住戶每月收入中位數分別為 20,500 元及 27,650 元。

The median monthly domestic household income of single parents increased from \$10,450 in 2011 to \$18,260 in 2021. For all domestic households in Hong Kong, the median monthly domestic household income were \$20,500 in 2011 and \$27,650 in 2021.

其他參考資料

- 《2021 年人口普查-主要結果》
- 《2021 年人口普查-簡要報告》
- 《2021 年人口普查-主題性報告：單親人士》

Other references

- 2021 Population Census - Main Results
- 2021 Population Census - Summary Results
- 2021 Population Census - Thematic Report: Single Parents